

ESTADO DE CUENTA PRESUPUESTAL

De OCT-23 a DIC-23

Dependencia: 1600000

Secretaría de Pesca, Acuicultura y Desarrollo Agropecuario

Proyecto: (Todos)

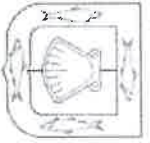
PARTICIPACIONES Ramo 28

Fuente: 530

SERVICIOS PERSONALES

Capítulo: 1000

Cadena	Presupuesto	Disponible \$	Disponible %	Comprometido	Devengado	Ejercido	Pagado
530 51131001	460,737.46	-320,142.21	0.00%	780,879.67	780,879.67	529,534.57	364,510.84
530 51133002	300,588.80	-1,161,890.80	0.00%	1,462,479.60	1,462,479.60	974,986.40	617,756.70
530 51133004	626,908.55	-1,333,956.11	0.00%	760,864.66	760,864.66	509,519.56	357,538.33
530 51131001	77,199.71	-154,774.76	0.00%	231,974.47	231,974.47	155,076.15	108,112.73
530 51132001	330,858.58	-70,422.68	0.00%	401,281.26	401,281.26	5,994.17	0.00
530 51132002	2,672,919.30	-697,097.19	0.00%	3,370,016.49	3,370,016.49	2,545,748.98	2,465,826.80
530 51134001	552,727.00	552,727.00	100.00%	0.00	0.00	0.00	0.00
530 51134002	-175,398.40	-248,534.60	0.00%	73,136.20	73,136.20	53,059.20	39,794.40
530 51141001	259,484.03	-203,549.71	0.00%	463,033.74	463,033.74	463,033.74	463,033.74
530 51142001	101,554.89	-51,312.54	0.00%	152,867.43	152,867.43	152,867.43	152,867.43
530 51143001	18,582.28	-46,371.36	0.00%	64,953.64	64,953.64	64,953.64	64,953.64
530 51144001	50,656.40	-6,902.00	0.00%	57,558.40	57,558.40	45,458.40	45,458.40
530 51153001	186,732.00	-31,122.10	0.00%	217,854.10	217,854.10	217,854.10	280,098.10
530 51154001	2,766,721.80	-4,974,028.72	0.00%	7,740,750.52	7,740,750.52	4,239,126.72	2,797,535.83
530 51154002	0.00	-4,000.00	0.00%	4,000.00	4,000.00	4,000.00	2,000.00
530 51159003	0.00	0.00	0.00%	0.00	0.00	0.00	0.00
Total capítulo:	8,230,272.40	-7,551,377.78	0.00%	15,781,650.18	15,781,650.18	9,961,213.06	7,759,486.94
Capítulo: 2000							
MATERIALES Y SUMINISTROS							
Cadena	Presupuesto	Disponible \$	Disponible %	Comprometido	Devengado	Ejercido	Pagado
530 51211001	139,862.42	0.00	0.00%	139,862.42	192,531.35	192,531.35	192,531.35
530 51212001	0.00	0.00	0.00%	0.00	0.00	0.00	0.00
530 51214001	0.00	0.00	0.00%	0.00	0.00	0.00	0.00
530 51215001	0.00	0.00	0.00%	0.00	0.00	0.00	0.00
530 51216001	46,148.71	0.00	0.00%	46,148.71	61,124.70	55,156.64	57,476.64
530 51218002	75,400.00	0.00	0.00%	75,400.00	75,400.00	75,400.00	75,400.00
530 51221001	184,337.95	0.00	0.00%	184,337.95	184,337.95	184,337.95	198,489.95
530 51223001	0.00	0.00	0.00%	0.00	0.00	0.00	0.00
530 51224001	0.00	0.00	0.00%	0.00	0.00	0.00	0.00
530 51242001	15,515.05	0.00	0.00%	15,515.05	15,515.05	25,734.65	25,734.65
530 51246001	6,032.00	0.00	0.00%	6,032.00	6,032.00	6,032.00	6,032.00
530 51246002	532.30	0.00	0.00%	532.30	532.30	532.30	532.30
530 51247001	25,784.84	0.00	0.00%	25,784.84	25,784.84	25,784.84	25,784.84
530 51248001	35,562.44	0.00	0.00%	35,562.44	35,562.44	2,925.84	2,925.84
530 51249002	0.00	0.00	0.00%	0.00	0.00	0.00	0.00
530 51252001	168.20	0.00	0.00%	168.20	168.20	168.20	168.20
530 51253001	5,788.89	0.00	0.00%	5,788.89	5,788.89	5,788.89	5,788.89
530 51256001	483.72	0.00	0.00%	483.72	483.72	483.72	483.72
530 51259001	303,309.38	0.00	0.00%	303,309.38	303,309.38	246,081.74	307,844.66
530 51261001	0.00	0.00	0.00%	0.00	0.00	0.00	0.00



GOBIERNO DE BAJA CALIFORNIA SUR  
SECRETARIA DE FINANZAS Y ADMINISTRACION  
**ESTADO DE CUENTA PRESUPUESTAL**

SIAFES  
SNUNEZ

De OCT-23 a DIC-23

Dependencia: 1600000

Secretaría de Pesca, Acuicultura y Desarrollo Agropecuario

Proyecto: (Todos)

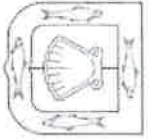
Fuente: 530

PARTICIPACIONES Ramo 28

Capítulo: 2000

MATERIALES Y SUMINISTROS

Cadena	Presupuesto	Disponible \$	Disponible %	Comprometido	Devengado	Ejercido	Pagado
530 51261002	3,452.86	0.00	0.00%	3,452.86	3,452.86	3,452.86	3,452.86
530 51271001	93,235.00	0.00	0.00%	93,235.00	93,235.00	38,715.00	38,715.00
530 51273001	0.00	0.00	0.00%	0.00	0.00	0.00	0.00
530 51291001	7,534.20	0.00	0.00%	7,534.20	7,534.20	7,534.20	13,914.20
530 51292001	5,232.24	0.00	0.00%	5,232.24	5,232.24	5,232.24	5,232.24
530 51293001	6,790.42	0.00	0.00%	6,790.42	6,790.42	6,790.42	6,790.42
530 51294001	22,580.56	0.00	0.00%	22,580.56	22,580.56	22,903.04	22,903.04
530 51294002	0.00	0.00	0.00%	0.00	0.00	0.00	0.00
530 51296001	101,342.24	0.00	0.00%	101,342.24	101,342.24	185,885.36	185,885.36
530 51298001	2,517.12	0.00	0.00%	2,517.12	2,517.12	2,517.12	2,517.12
<b>Total capítulo:</b>	<b>1,081,610.54</b>	<b>0.00</b>	<b>0.00%</b>	<b>1,081,610.54</b>	<b>1,149,255.46</b>	<b>1,093,988.36</b>	<b>1,178,603.28</b>
<b>Capítulo: 3000</b>							
<b>Cadena</b>	<b>Presupuesto</b>	<b>Disponible \$</b>	<b>Disponible %</b>	<b>Comprometido</b>	<b>Devengado</b>	<b>Ejercido</b>	<b>Pagado</b>
530 51311001	488,265.80	0.00	0.00%	488,265.80	488,265.80	488,265.80	277,842.40
530 51313001	112,247.85	0.00	0.00%	112,247.85	112,247.85	112,247.85	112,247.85
530 51314001	15,413.92	0.00	0.00%	15,413.92	15,413.92	20,635.22	15,413.92
530 51317001	105,716.12	0.00	0.00%	105,716.12	105,716.12	106,438.98	70,959.32
530 51318001	0.00	0.00	0.00%	0.00	0.00	0.00	0.00
530 51321001	42,224.00	0.00	0.00%	42,224.00	42,224.00	42,224.00	42,224.00
530 51322001	0.00	0.00	0.00%	0.00	0.00	0.00	0.00
530 51323001	42,963.15	0.00	0.00%	42,963.15	42,963.15	42,963.15	42,963.15
530 51325001	7,593.88	0.00	0.00%	7,593.88	27,593.88	27,593.88	27,593.88
530 51329001	31,320.00	0.00	0.00%	31,320.00	31,320.00	0.00	0.00
530 51334001	136,199.00	0.00	0.00%	136,199.00	136,199.00	136,199.00	136,199.00
530 51341001	0.00	0.00	0.00%	0.00	0.00	0.00	0.00
530 51344001	6,634.77	0.00	0.00%	6,634.77	6,634.77	6,634.77	6,634.77
530 51345001	67,095.16	0.00	0.00%	67,095.16	67,095.16	0.00	0.00
530 51347001	813.18	0.00	0.00%	813.18	813.18	813.18	813.18
530 51351001	74,330.48	0.00	0.00%	74,330.48	74,330.48	0.00	0.00
530 51351002	53,738.51	0.00	0.00%	53,738.51	53,738.51	24,592.00	24,592.00
530 51352001	189,404.80	0.00	0.00%	189,404.80	189,404.80	59,994.80	119,664.80
530 51352002	140,708.00	0.00	0.00%	140,708.00	140,708.00	0.00	0.00
530 51355001	295,258.36	0.00	0.00%	295,258.36	295,258.36	307,904.68	307,904.68
530 51357002	0.00	0.00	0.00%	0.00	0.00	0.00	0.00



GOBIERNO DE BAJA CALIFORNIA SUR  
SECRETARIA DE FINANZAS Y ADMINISTRACION  
**ESTADO DE CUENTA PRESUPUESTAL**

SIAFES  
SNUNEZ

De OCT-23 a DIC-23

Dependencia: 1600000

Secretaria de Pesca, Acuicultura y Desarrollo Agropecuario

Proyecto: (Todos)

PARTICIPACIONES Ramo 28

Fuente: 530

SERVICIOS GENERALES

Capitulo: 3000

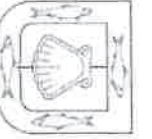
	Presupuesto	Disponible \$	Disponible %	Comprometido	Devengado	Ejercido	Pagado
..530.51358001	40,600.00	0.00	0.00%	40,600.00	40,600.00	40,600.00	40,600.00
..530.51358002	0.00	0.00	0.00%	0.00	0.00	0.00	0.00
530.51359001	0.00	0.00	0.00%	0.00	0.00	0.00	0.00
530.51361002	14,215.80	0.00	0.00%	14,215.80	14,215.80	14,215.80	14,215.80
530.51361003	2,610.00	0.00	0.00%	2,610.00	2,610.00	2,610.00	2,610.00
530.51371001	29,118.00	0.00	0.00%	29,118.00	11,899.00	11,899.00	11,899.00
530.51372001	792.00	0.00	0.00%	792.00	792.00	792.00	792.00
530.51375001	239,985.69	0.00	0.00%	239,985.69	239,985.69	239,985.69	271,834.54
530.51382002	306,436.18	0.00	0.00%	306,436.18	406,436.18	321,236.00	321,236.00
530.51383001	148,000.00	0.00	0.00%	148,000.00	148,000.00	148,000.00	148,000.00
530.51385001	9,280.00	0.00	0.00%	9,280.00	9,280.00	17,110.00	17,110.00
530.51392001	0.00	0.00	0.00%	0.00	0.00	0.00	0.00
530.51399001	0.00	0.00	0.00%	0.00	0.00	0.00	0.00
Total capitulo:	2,600,964.65	0.00	0.00%	2,600,964.65	2,703,745.65	2,172,955.80	2,013,350.29

TRANSFERENCIAS, ASIGNACIONES, SUBSIDIOS Y OTRAS AYUDAS

	Presupuesto	Disponible \$	Disponible %	Comprometido	Devengado	Ejercido	Pagado
530.52111105	0.00	0.00	0.00%	0.00	0.00	0.00	0.00
530.52111196	800,000.00	0.00	0.00%	800,000.00	800,000.00	800,000.00	0.00
530.52111207	0.00	0.00	0.00%	0.00	0.00	0.00	0.00
530.52111218	9,172,137.91	0.00	0.00%	9,172,137.91	9,172,137.91	10,472,137.91	11,772,137.91
530.52111219	8,601,852.21	0.00	0.00%	8,601,852.21	8,601,852.21	5,101,852.21	6,601,852.21
530.52111223	0.00	0.00	0.00%	0.00	0.00	0.00	0.00
530.52225005	19,605,705.00	10,752,986.00	54.85%	8,852,719.00	8,852,719.00	9,145,576.00	11,145,576.00
530.52440002	2,000,000.11	1,722,091.51	86.10%	277,908.60	277,908.60	277,908.60	277,908.60
530.52440003	3,000,000.00	2,536,712.00	84.56%	463,288.00	463,288.00	463,288.00	463,288.00
Total capitulo:	43,179,695.23	15,011,789.51	34.77%	28,167,905.72	28,167,905.72	26,260,762.72	30,260,762.72

BIENES MUEBLES, INMUEBLES E INTANGIBLES

	Presupuesto	Disponible \$	Disponible %	Comprometido	Devengado	Ejercido	Pagado
530.12413001	86,304.00	86,304.00	100.00%	0.00	0.00	0.00	0.00
Total capitulo:	86,304.00	86,304.00	100.00%	0.00	0.00	0.00	0.00
Capitulo: 7000	INV. FINANCIERAS Y OTRAS PROVISIONES						
Capitulo: 8000	PARTICIPACIONES Y APORTACIONES						
530.12137003	Fidelcomiso de pesca deportiva y deportiva recreativa	0.00	0.00%	0.00	0.00	0.00	0.00
Total capitulo:		0.00	0.00%	0.00	0.00	0.00	0.00



GOBIERNO DE BAJA CALIFORNIA SUR  
SECRETARIA DE FINANZAS Y ADMINISTRACION  
**ESTADO DE CUENTA PRESUPUESTAL**

SIAFES  
SNUNEZ

De OCT-23 a DIC-23

Dependencia: 1600000

Secretaria de Pesca, Acuicultura y Desarrollo Agropecuario

Proyecto: (Todos)

Fuente: 530

PARTICIPACIONES Ramo 28

Capitulo: 8000

PARTICIPACIONES Y APORTACIONES

Cadena	Presupuesto	Disponible \$	Disponible %	Comprometido	Devengado	Ejercido	Pagado
530.53322083	Programas Convenidos SADER	1,150,000.00	0.00%	1,150,000.00	1,150,000.00	2,150,000.00	3,150,000.00
530.53322084	Programas Convenidos Conagua	0.00	0.00%	0.00	0.00	0.00	0.00
530.53322085	Programas Convenidos Conapesca	0.00	0.00%	0.00	0.00	50,000.00	50,000.00
530.53322146	Contingencias Climatologicas y Sanitarias	150,000.00	33.33%	100,000.00	100,000.00	2,200,000.00	3,200,000.00
<b>Total capitulo:</b>		1,300,000.00	3.85%	1,250,000.00	1,250,000.00	2,200,000.00	3,200,000.00
<b>Total fuente:</b>		56,478,846.82	7.596,715.73	48,882,131.09	49,052,557.01	41,688,919.94	44,412,203.23
<b>Total reporte:</b>		56,478,846.82	7.596,715.73	48,882,131.09	49,052,557.01	41,688,919.94	44,412,203.23