

GOBIERNO DE BAJA CALIFORNIA SUR
SECRETARIA DE FINANZAS Y ADMINISTRACION
ESTADO DE CUENTA PRESUPUESTAL

SIAFES
LHIGUERA

De ENE-23 a DIC-23

Dependencia: 1600000

Secretaría de Pesca, Acuacultura y Desarrollo Agropecuario

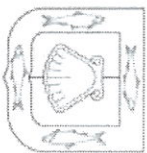
Proyecto: (Todos)

Fuente: (Todas)

Capítulo: 1000

SERVICIOS PERSONALES

Cadena	Inicial	Amp/Red	Modificado	Pto mensual	Ejercicio	Disponible mes	Disponible anual	
...51113001	3,101,314.00	0.00	3,101,314.00	3,101,314.00	938,858.49	2,162,455.51	2,162,455.51	
...51113002	4,609,488.00	0.00	4,609,488.00	4,609,488.00	1,665,498.20	2,943,989.80	2,943,989.80	
...51113004	3,042,468.00	0.00	3,042,468.00	3,042,468.00	882,646.57	2,159,821.43	2,159,821.43	
...51131001	740,784.00	0.00	740,784.00	740,784.00	200,640.70	540,143.30	540,143.30	
...51132001	736,406.00	0.00	736,406.00	736,406.00	1,522.79	734,883.21	734,883.21	
...51132002	2,685,807.00	0.00	2,685,807.00	2,685,807.00	12,887.70	2,672,919.30	2,672,919.30	
...51134001	601,716.00	0.00	601,716.00	601,716.00	48,989.00	552,727.00	552,727.00	
...51134002	319,884.00	0.00	319,884.00	319,884.00	207,421.00	112,463.00	112,463.00	
...51141001	1,677,024.00	0.00	1,677,024.00	1,677,024.00	548,338.80	1,128,685.20	1,128,685.20	
...51142001	553,667.00	0.00	553,667.00	553,667.00	172,190.45	381,476.55	381,476.55	
...51143001	202,800.00	0.00	202,800.00	202,800.00	68,617.65	134,182.35	134,182.35	
...51144001	130,944.00	0.00	130,944.00	130,944.00	0.00	130,944.00	130,944.00	
...51154001	21,072,824.00	0.00	21,072,824.00	21,072,824.00	7,399,014.01	13,673,809.99	13,673,809.99	
...51159003	0.00	0.00	0.00	0.00	3,601.30	-3,601.30	-3,601.30	
Total capítulo:	39,475,126.00	0.00	39,475,126.00	39,475,126.00	12,150,226.66	27,324,899.34	27,324,000.34	
Capítulo: 2000	MALETERIALES Y SUMINISTROS							
Cadena	Inicial	Amp/Red	Modificado	Pto mensual	Ejercicio	Disponible mes	Disponible anual	
...51211001	351,831.00	-10,804.01	341,026.99	341,026.99	6,590.25	334,436.74	334,436.74	
...51212001	357,022.00	-53,120.00	303,902.00	303,902.00	0.00	303,902.00	303,902.00	
...51214001	0.00	5,909.99	5,909.99	5,909.99	5,909.99	0.00	0.00	
...51215001	27,156.00	-10,899.15	16,256.85	16,256.85	68.85	16,188.00	16,188.00	
...51216001	58,252.00	34,029.98	92,281.98	92,281.98	25,553.84	40,414.00	40,414.00	
...51221001	58,609.00	113,367.47	171,976.47	171,976.47	129,874.47	42,102.00	42,102.00	
...51223001	984.00	1,842.00	2,826.00	2,826.00	2,088.00	738.00	738.00	
...51246001	107,050.00	-23,398.76	83,651.24	83,651.24	1,545.24	82,106.00	82,106.00	
...51248001	0.00	4,310.48	4,310.48	4,310.48	4,310.48	0.00	0.00	
...51249001	0.00	4,930.00	4,930.00	4,930.00	4,930.00	0.00	0.00	
...51249002	0.00	3,555.83	3,555.83	3,555.83	3,555.83	0.00	0.00	
...51253001	223,991.00	-73,839.08	150,151.92	150,151.92	1,943.98	148,207.94	148,207.94	



GOBIERNO DE BAJA CALIFORNIA SUR
SECRETARIA DE FINANZAS Y ADMINISTRACION
ESTADO DE CUENTA PRESUPUESTAL

SIAFES
LHIGUERA

De ENE-23 a DIC-23

Dependencia: 1600000

Secretaría de Pesca, Acuacultura y Desarrollo Agropecuario

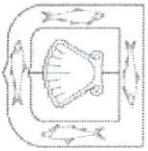
Proyecto: (Todos)

Fuente: (Todas)

Capítulo: 2000

MATERIALES Y SUMINISTROS

Cadena	Inicial	Amp/Red	Modificado	Pto mensual	Ejercicio	Disponible mes	Disponible anual
farmacéuticos							
...51256001	0.00	119.09	119.09	119.09	119.09	0.00	0.00
Fibras sintéticas, hules, plásticos y derivados	1,870,417.00	-30,552.00	1,839,865.00	1,839,865.00	217,346.50	1,622,518.50	1,622,518.50
Combustibles	301,818.00	-68,622.78	233,195.22	233,195.22	2,622.60	230,572.62	230,572.62
Lubricantes y aditivos	257,727.00	0.00	257,727.00	257,727.00	0.00	257,727.00	257,727.00
Ropa, vestuario y equipo	0.00	574.20	574.20	574.20	574.20	0.00	0.00
Prendas de seguridad y protección personal	16,751.00	-4,463.90	12,287.10	12,287.10	0.00	12,287.10	12,287.10
Artículos deportivos	0.00	9,759.08	9,759.08	9,759.08	9,759.08	0.00	0.00
Herramientas Auxiliares de Trabajo	0.00	9,759.08	9,759.08	9,759.08	9,759.08	0.00	0.00
Refacciones y accesorios menores de edificios (candados, cerraduras, chapas, llaves)	39,129.00	-9,457.00	29,672.00	29,672.00	0.00	29,672.00	29,672.00
Refacciones y accesorios menores de mobiliario y equipo de administración, educacional y recreativo	26,413.00	-2,332.45	24,080.55	24,080.55	4,379.55	19,701.00	19,701.00
Dispositivos Internos y Externos de Equipo de Computo	30,928.00	23,085.15	54,013.15	54,013.15	27,666.00	26,347.15	26,347.15
Refacciones y Accesorios Menores de Equipo de Computo	31,996.00	1,853.09	33,849.09	33,849.09	5,974.01	27,875.08	27,875.08
Herramientas, refacciones y accesorios	525,685.00	2,144.40	527,829.40	527,829.40	42,114.60	485,714.80	485,714.80
Total capítulo:	4,285,739.00	-82,008.37	4,203,750.63	4,203,750.63	496,926.56	3,680,509.93	3,680,509.93
SERVICIOS GENERALES							
Capítulo: 3000	Inicial	Amp/Red	Modificado	Pto mensual	Ejercicio	Disponible mes	Disponible anual
Cadena							
...51311001	1,410,116.00	0.00	1,410,116.00	1,410,116.00	278,382.80	1,131,733.20	1,131,733.20
Servicio de energía eléctrica	510,652.00	0.00	510,652.00	510,652.00	14,913.90	495,738.10	495,738.10
Servicio telefonico	0.00	0.00	0.00	0.00	106,438.98	-106,438.98	-106,438.98
Servicios de Acceso de Internet, Redes y Procesamiento de Información	3,004.00	-1,009.00	1,995.00	1,995.00	0.00	1,995.00	1,995.00
Servicio postal y telegráfico	126,672.00	0.00	126,672.00	126,672.00	31,668.00	95,004.00	95,004.00
Arrendamiento de terrenos	126,672.00	-11,243.50	115,428.50	115,428.50	0.00	115,428.50	115,428.50
Arrendamiento de edificios	15,492.00	30,447.08	45,939.08	45,939.08	35,611.08	10,328.00	10,328.00
Arrendamiento de Maquinaria y Equipo	0.00	7,022.70	7,022.70	7,022.70	7,022.70	0.00	0.00
Arrendamiento de mobiliario y equipo	25,474.00	10,892.47	36,366.47	36,366.47	11,442.47	24,924.00	24,924.00
Arrendamiento de equipo de transporte	10,234.00	0.00	10,234.00	10,234.00	0.00	10,234.00	10,234.00
Arrendamientos especiales							



GOBIERNO DE BAJA CALIFORNIA SUR
SECRETARIA DE FINANZAS Y ADMINISTRACION
ESTADO DE CUENTA PRESUPUESTAL

SIAFES
LHIGUERA

De ENE-23 a DIC-23

Dependencia: 1600000

Secretaría de Pesca, Acuacultura y Desarrollo Agropecuario

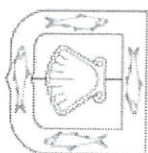
Proyecto: (Todos)

Fuente: (Todas)

Capítulo: 3000

SERVICIOS GENERALES

Cadena	Inicial	Amp/Red	Modificado	Ppto mensual	Ejercido	Disponible mes	Disponible anual
...51334001	220,825.00	-61,743.00	159,082.00	159,082.00	0.00	159,082.00	159,082.00
...51341001	4,218.00	0.00	4,218.00	4,218.00	0.00	4,218.00	4,218.00
...51345001	260,029.00	2,003.86	262,032.86	262,032.86	30,586.52	231,446.34	231,446.34
...51347001	110,393.00	-22,369.01	88,023.99	88,023.99	1,259.98	86,764.01	86,764.01
...51351001	164,416.00	-15,945.97	148,470.03	148,470.03	23,228.04	125,241.99	125,241.99
...51351002	0.00	29,146.51	29,146.51	29,146.51	29,146.51	0.00	0.00
...51352001	99,627.00	-21,178.00	78,449.00	78,449.00	0.00	78,449.00	78,449.00
...51352002	12,818.00	-3,214.00	9,604.00	9,604.00	0.00	9,604.00	9,604.00
...51355001	936,125.00	-33,312.00	902,813.00	902,813.00	48,865.00	853,948.00	853,948.00
...51358001	14,449.00	-3,113.00	11,336.00	11,336.00	0.00	11,336.00	11,336.00
...51358002	15,599.00	-3,614.00	11,985.00	11,985.00	0.00	11,985.00	11,985.00
...51359001	3,041.00	-1,231.00	1,810.00	1,810.00	0.00	1,810.00	1,810.00
...51361002	174,538.00	-24,179.00	150,359.00	150,359.00	24,587.36	125,771.64	125,771.64
...51361003	41,560.00	-11,140.00	30,420.00	30,420.00	0.00	30,420.00	30,420.00
...51371001	455,542.00	-44,052.37	411,489.63	411,489.63	18,823.10	392,666.53	392,666.53
...51372001	0.00	600.00	600.00	600.00	600.00	0.00	0.00
...51375001	1,131,185.00	0.00	1,131,185.00	1,131,185.00	212,771.50	918,413.50	918,413.50
...51379001	0.00	39,857.60	39,857.60	39,857.60	39,857.60	0.00	0.00
...51382002	250,683.00	154,389.00	405,072.00	405,072.00	6,277.00	198,795.00	198,795.00
...51383001	88,431.00	81,761.00	170,192.00	170,192.00	0.00	170,192.00	170,192.00
...51392001	31,164.00	-6,562.00	24,602.00	24,602.00	0.00	24,602.00	24,602.00
...51399001	40,660.00	-10,206.00	30,454.00	30,454.00	150.00	30,304.00	30,304.00
Total capítulo:	6,283,619.00	82,008.37	6,365,627.37	6,365,627.37	921,632.54	5,243,994.83	5,243,994.83
Capítulo: 4000	TRANSFERENCIAS, ASIGNACIONES, SUBSIDIOS Y OTRAS AYUDAS						
Cadena	Inicial	Amp/Red	Modificado	Ppto mensual	Ejercido	Disponible mes	Disponible anual
...52111105	0.00	800,000.00	800,000.00	800,000.00	0.00	800,000.00	800,000.00
...52111196	0.00	800,000.00	800,000.00	800,000.00	0.00	800,000.00	800,000.00
...52111207	0.00	5,000,000.00	5,000,000.00	5,000,000.00	0.00	5,000,000.00	5,000,000.00



GOBIERNO DE BAJA CALIFORNIA SUR
SECRETARIA DE FINANZAS Y ADMINISTRACION
ESTADO DE CUENTA PRESUPUESTAL

SIAFES
LHIGUERA

De ENE-23 a DIC-23

Dependencia: 1600000

Secretaria de Pesca, Acuacultura y Desarrollo Agropecuario

Proyecto: (Todos)

Fuente: (Todas)

Capitulo: 4000

TRANSFERENCIAS, ASIGNACIONES, SUBSIDIOS Y OTRAS AYUDAS

	Inicial	Amp/Red	Modificado	Pto mensual	Ejercicio	Disponible mes	Disponible anual
Cadena							
...52111218	Programas Agropecuarios	19,400,000.00	-9,000,000.00	10,400,000.00	0.00	10,400,000.00	10,400,000.00
...52111219	Programas de Pesca y Acuacultura	14,600,000.00	-2,600,000.00	12,000,000.00	0.00	12,000,000.00	12,000,000.00
...52111223	Programa de Promoción, Gestión, Supervisión y Vigilancia en el Medio Rural	2,000,000.00	-2,000,000.00	0.00	0.00	0.00	0.00
...52440002	Seguro de vida a productores pesqueros	0.00	3,137,916.00	3,137,916.00	426,718.44	2,711,197.56	2,711,197.56
...52440003	Seguro de vida de ganaderos	0.00	2,000,000.00	2,000,000.00	0.00	2,000,000.00	2,000,000.00
Total capitulo:		36,000,000.00	-1,862,084.00	34,137,916.00	426,718.44	33,711,197.56	33,711,197.56
Capitulo: 8000							
	PARTICIPACIONES Y APORTACIONES						
Cadena							
...53322083	Programas Convenidos SADER	12,270,527.00	0.00	12,270,527.00	0.00	12,270,527.00	12,270,527.00
...53322084	Programas Convenidos Conagua	38,428,881.00	0.00	38,428,881.00	0.00	38,428,881.00	38,428,881.00
...53322085	Programas Convenidos Conapesca	8,500,000.00	0.00	8,500,000.00	0.00	8,500,000.00	8,500,000.00
...53322146	Contingencias Climatológicas y Sanitarias	0.00	3,000,000.00	3,000,000.00	0.00	3,000,000.00	3,000,000.00
Total capitulo:		59,199,408.00	3,000,000.00	62,199,408.00	0.00	62,199,408.00	62,199,408.00
Total dependencia:		145,243,912.00	1,137,916.00	146,381,828.00	13,995,504.20	132,160,009.66	132,160,009.66
Total reporte:		145,243,912.00	1,137,916.00	146,381,828.00	13,995,504.20	132,160,009.66	132,160,009.66